

TOP TEN NATIVE SHRUBS FOR WILDLIFE



For Clean Water & Lakeshore Habitat

*Interested in beautifying
your property and helping
wildlife around your lake?*

GROW NATIVE SHRUBS FOR WILDLIFE!



Common redpoll

Do you enjoy nature? Hearing the call of a red-tailed hawk or the song of a chickadee? Watching hummingbirds gather nectar from flowers in your yard? Seeing a tiger swallowtail butterfly perched on a flower, or the brilliant color of a northern cardinal or oriole?

If the answer is yes, you'll likely want to add shrubs to your property for wildlife. When you plant shrubs, you will enhance your experience of nature by attracting birds and other wildlife to your property.

Wildlife doesn't just randomly occur on the landscape. They are present because of favorable habitat. The elements you need to provide are food, water, cover and a place to raise a family. To attract and benefit wildlife, you need native trees, shrubs, ground cover, vines and wildflowers. Over time native shrubs, trees and plants have been removed on many developed lakeshores. Adding native shrubs can add beauty to your landscape while attracting more watchable wildlife to your property.

The native shrubs in this brochure are adapted to local soil, rainfall and temperature conditions. In most cases they will grow without the need for fertilizers and pesticides. Using native shrubs in your landscaping helps preserve the balance and beauty of natural lakeshores.



Swallowtail



Red fox kits



NANNYBERRY

Viburnum lentago

HEIGHT 15 – 20 ft.

LOCATION Plant in partial or full sun in an opening or along the edge of woods.

WILDLIFE FEATURE Fall berries eaten by cedar waxwings, gray catbirds, thrushes, woodpeckers, eastern bluebirds and other birds. Berries often stay on the shrub beyond fall, providing an excellent source of winter food.

SOIL Tolerant of a variety of soils, prefers moist to medium soils.

SPECIAL NOTE Its leaves are used by several moth larvae providing a food source for spring nesting songbirds. Once established it spreads vigorously from root sprouts.



RED OSIER DOGWOOD

Cornus stolonifera

HEIGHT 4 – 10 ft.

LOCATION Plant in full to partial sun in open areas or along the edge of woods.

WILDLIFE FEATURE Fall berries eaten by 17 different bird species including wood duck, goldfinch, yellow warbler, kingbird, cardinal, turkey and ruffed grouse.

SOIL Wet to well drained soils; should not be planted on dry sites.

SPECIAL NOTE Bright red stems in the winter and spring; showy white flowers. Protect young plants from deer browsing with wire mesh or fencing. This shrub is also used to stabilize lakeshores.



Blue-winged warbler



White breasted
nuthatch



AMERICAN Highbush CRANBERRY

Viburnum trilobum

HEIGHT 10 – 13 ft.

LOCATION Plant in full to partial sun in open areas or along woodland edges; will tolerate some shade.

WILDLIFE FEATURE Tart fruits are not palatable to most birds and so persist on the shrub throughout winter providing a late-winter food source for songbirds, grouse, pheasants, wild turkeys, white-tailed deer, cottontail rabbits and small mammals. Birds prefer the berries after freezing has sweetened them. Branches provide nesting sites for warblers.

SOIL Well drained to moist or medium moist areas. Do not plant on droughty soils.

SPECIAL NOTE Attractive white flowers in May turn to large, bright orange clusters of berries in September. Makes a nice, thick hedge; provides secluded nesting sites. Check with your local nursery to be sure not to plant the alien European highbush cranberry *Viburnum opulus*.

Cedar waxwing



BLACK CHOKEBERRY

Aronia melanocarpa

HEIGHT 5 – 6 ft.

LOCATION Plant in full to partial sun. Moderately shade tolerant.

WILDLIFE FEATURE Juicy dark purple to black berries are consumed by up to 24 different species of wildlife including ruffed grouse, chickadee, cedar waxwings, rabbits and fox. Compared to other plants, this bushy shrub is less preferred browse for deer.

SOIL Tolerates moist to moderate soils, but prefers wet sites.

SPECIAL NOTE White flowers in early spring. The name chokeberry comes from the dry bitter taste of the fruits which are inedible for humans when raw. Ripe berries can be used to make wine, jam, syrup, juice and tea. Birds do not taste astringency and feed on them readily and disperse the seeds in their droppings.



Yellow rumped warbler



GRAY DOGWOOD

Cornus racemosa

HEIGHT Up to 8 ft.

LOCATION Plant in full sun to partial shade.

WILDLIFE FEATURE Clusters of small white berries are relished by at least 17 species of birds, including ruffed grouse, northern flicker, downy woodpecker, northern cardinal and eastern bluebird.

SOIL Grows best on moist well drained soils but will tolerate a range of soils including drier sites.

SPECIAL NOTE Its small white berries grow on short red stems that remain most of the winter providing contrasting color against the snow. An excellent shrub for a visual screen or landscape border. Grey stems with auburn colored fall leaves. Not a preferred deer browse.



Eastern bluebird



PAGODA DOGWOOD

Cornus alternifolia

HEIGHT Up to 25 ft.

LOCATION Plant in part shade, open woods and wood edge locations.

WILDLIFE FEATURE Clusters of bitter purple-reddish berries appear in fall, eaten by 34 bird species, including downy woodpecker, brown thrasher, wood thrush, eastern bluebird and cedar waxwing. Branches provide nesting sites for robins, cedar waxwings, red-eyed vireo and purple finches.

SOIL Grows best in moist, well drained soils; will tolerate a range of soils including drier sites.

SPECIAL NOTE Only member of the dogwood family that may form a small tree with horizontal branches and a tiered, umbrella-like canopy. Fragrant clusters of flat topped creamy-white flowers attract butterflies in spring. Beautiful maroon autumn leaves; few insect or disease problems.



Ruby-throated hummingbird



SNOWBERRY

Symphoricarpos albus

HEIGHT 2 – 5 ft.

LOCATION Plant in full sun; will tolerate partial shade.

WILDLIFE FEATURE Large snow white berries are eaten by a variety of birds. Small pinkish-white flowers provide nectar for hummingbirds and bumblebees. Its blue green leaves are a favorite food of the clearwing hummingbird moth caterpillars.

SOIL Requires well drained soils and will tolerate drier sites.

SPECIAL NOTE Not preferred by deer. Its thin stems eventually form dense low growing thickets that provide cover for winter birds and wildlife.



Great spangled
fritillary

DWARF BUSH HONEYSUCKLE

Diervilla lonicera

HEIGHT 2 – 3 ft.

LOCATION Plant in full sun to partial shade.


WILDLIFE FEATURE Tubular-shaped sulfur yellow flowers bloom in late spring and early summer attracting butterflies and hummingbirds. The low growing shrub provides dense ground cover for song birds.

SOIL Prefers moist well drained soils but tolerates drier soils.

SPECIAL NOTE Dark green leaves turn an attractive orange-red in fall. Spreads by root sprouting and a good choice for eroding slopes. Fragrant flowers produce a small fruit that forms a long dry seed cluster rather than a berry. Be sure to ask your local nursery for the native bush honeysuckle *Diervilla lonicera*. Many honeysuckles are very invasive, non native shrubs.



Red eyed vireo



JUNEBERRY

Amelanchier laevis

HEIGHT 15 – 25 ft.

LOCATION Plant in full sun to partial shade.

WILDLIFE FEATURE The reddish-purple fruits attract 19 or more species of wildlife including ruffed grouse, turkey, red and gray squirrels, cedar waxwings and gray catbirds. Its leaves are host to several butterfly caterpillars.

SOIL Tolerates a range of soil and moisture including drier, sandy sites. Fairly drought tolerant once established.

SPECIAL NOTE Showy bright white flowers are some of the first to appear in May or early June. Fruits are good to eat and can be used in pies and other recipes. May grow with a single trunk, but frequently grows from a multi-stemmed base. Mature shrubs look like small bushy trees with a rounded top. Autumn leaves are brilliant red, yellow and orange.



CHOCKECHERRY

Prunus virginiana

HEIGHT 12 – 25 ft. with a crown spread of 10 to 25 ft.

LOCATION Plant in full sun to partial shade. Avoid areas prone to early frost. Tolerates a wide range of moisture conditions

WILDLIFE FEATURE Clusters of red to dark purple tart berries are a source of summer fruit. Berries attracts and sustain more than 43 different bird species including bluebirds, cardinals, grosbeaks, woodpeckers and cedar waxwings. Leaves are food for five butterfly species including the tiger swallowtail and ten species of giant silk moths such as the large cerropia.

SPECIAL NOTE Showy clusters of white flowers in early spring. Berries are relatively sweet when fully ripe and used to make wines, syrups, jellies and jams. Spreads by underground sprouts. Most widely distributed small tree in North America.

SIZE AND SHAPE OF THE TOP 10 SHRUBS FOR WILDLIFE

American redbstart

Height in feet

18

15

12

9

6


3

0



NANNYBERRY
Viburnum lentago
Height: 5 – 20 ft.

**DWARF BUSH
HONEYSUCKLE**
Diervilla lonicera
Height: 2 – 3 ft.




**RED OSIER
DOGWOOD**
Cornus stolonifera
Height: 4 – 10 ft.



**AMERICAN
HIGHBUSH
CRANBERRY**
Viburnum trilobum
Height: 10 – 13 ft.



**BLACK
CHOKEBERRY**
Aronia melanocarpa
Height: 5 – 6 ft.



GRAY DOGWOOD
Cornus racemosa
Height: up to 8 ft.



SNOWBERRY
Symphoricarpos albus
Height: 2 – 5 ft.



JUNEBERRY
Amelanchier laevis
Height: 15 – 25 ft.

**PAGODA
DOGWOOD**
Cornus alternifolia
Height: up to 25 ft.



CHOKECHERRY
Prunus virginiana
Height: 12 – 25 ft.




PROTECTING AGAINST DEER BROWSING

Whitetail deer and other animals may damage plantings, especially trees and shrubs. Protect against damage by physical or chemical means. Surround newly planted trees and shrubs with galvanized wire mesh fence that exceeds the height of the shrub supported with wooden stakes or fence posts, or cover plants with bird netting.

Landscape products sprayed on plants deter browsing through strong tastes or odors. Red pepper spray is an example. Use of these products may need to be varied as deer become accustomed to their taste or smell.

Home remedies include mixtures of Tabasco, water, egg and sometimes soap and even human hair or urine. Protection against deer browsing is particularly important if deer are fed on the site or nearby. Deer feeding is discouraged near restoration areas.

A note about bears: Bears are attracted to bird feeders and garbage cans. Removing bird feeders and securing garbage cans are the best ways to avoid nuisance bears. Bears may occasionally bend or break mature shrubs to gorge on ripe fruit clusters, however it is usually feeders or garbage that draws them to the yard in the first place.



SHRUB AND TREE PLANTING STEPS

- 1. Keep bare-root stock moist and cool before planting.** Dormant bare-root shrubs can be ordered in the fall or winter for delivery in the spring. Plant bare-root stock as soon as it arrives. If you must wait to plant, store bare-root stock close to 34°F. to avoid breaking dormancy. Keep roots moist by periodically sprinkling with water. Do not soak roots in water because this will deprive them of oxygen. **Potted shrubs may be planted any time the soil is not frozen.**
- 2. Dig the hole deeply enough** so that the roots won't curl or bunch up. Trees and shrubs should be planted about one-half inch deeper than they were in the nursery. Paler colored bark and a slight swelling on the stem mark the old soil line.
- 3. Pack soil firmly around the roots.** Air pockets left around the roots will dry them out. Pack soil firmly but gently around the roots with your foot.
- 4. Water regularly** to keep soil moist but not saturated.
- 5. Mulch** a two-foot diameter circle around each plant 2 to 3 inches deep with wood chips, straw, or leaves. This will reduce competition with other plants. Keep this area free of other growth by weed-whacking or hand-pulling weeds for the first couple of years.

Add FSC certification bug

FOR MORE INFORMATION

Learn more about native plants for wildlife in the Shoreland Buffer Restoration Guide for Landowners at www.burnettcounty.com/shoreline and Bone Lake's website www.bonelakewi.com.

Brochure design: KJE Design LLC, www.kje.com; botanical illustrations: Karen Engelbretson. Bird photos: Brian Collins and John Haack. Other photos: Cheryl Clemens, Karen Engelbretson, John Haack, University of Wisconsin Herbarium, www.botany.wisc.edu/ herbarium, USDA Plants Database, Burnett County photo collection and Amy Cronk. Funded by a Wisconsin Department of Natural Resources Lake Management Grant.

Sources:

- Wisconsin's Best Native Plants for Attracting Birds, <http://www.for-wild.org/land/wibirdpl.html>
- *Birdscaping in the Midwest: A Guide to Gardening with Native Plants to Attract Birds*, Mariette Nowak, 2007.
- *How to Manage Your Land to Help Birds*, Victoria D. Piaskowski et al, 2008.
- *Bringing Nature Home, How You Can Sustain Wildlife with Native Plants*, Douglas W. Tallamy, 2007.
- USDA Plants Database, <http://plants.usda.gov/java/>
- Christian Cold, Wisconsin DNR Wildlife Educator, 2011.

Northern cardinal



For Clean Water & Lakeshore Habitat